

# The City University of New York



## Statistical Profile of Italian-Americans in Nassau County: Socio-Demographics, and Educational Achievement Level

Dr. Joseph V. Scelsa  
Director

Dr. Vincenzo Milione  
Assistant Director  
for Research and Education

Assisted by  
Carmine Pizzirusso  
and  
John Virdone

July 1992

©John D. Calandra Italian American Institute



The City University of New York

The John D. Calandra Italian American Institute  
 Graduate Center  
 25 West 43 Street  
 New York, N. Y. 10036  
 (212) 642-2094

## Demographics of Italian-Americans in Nassau County

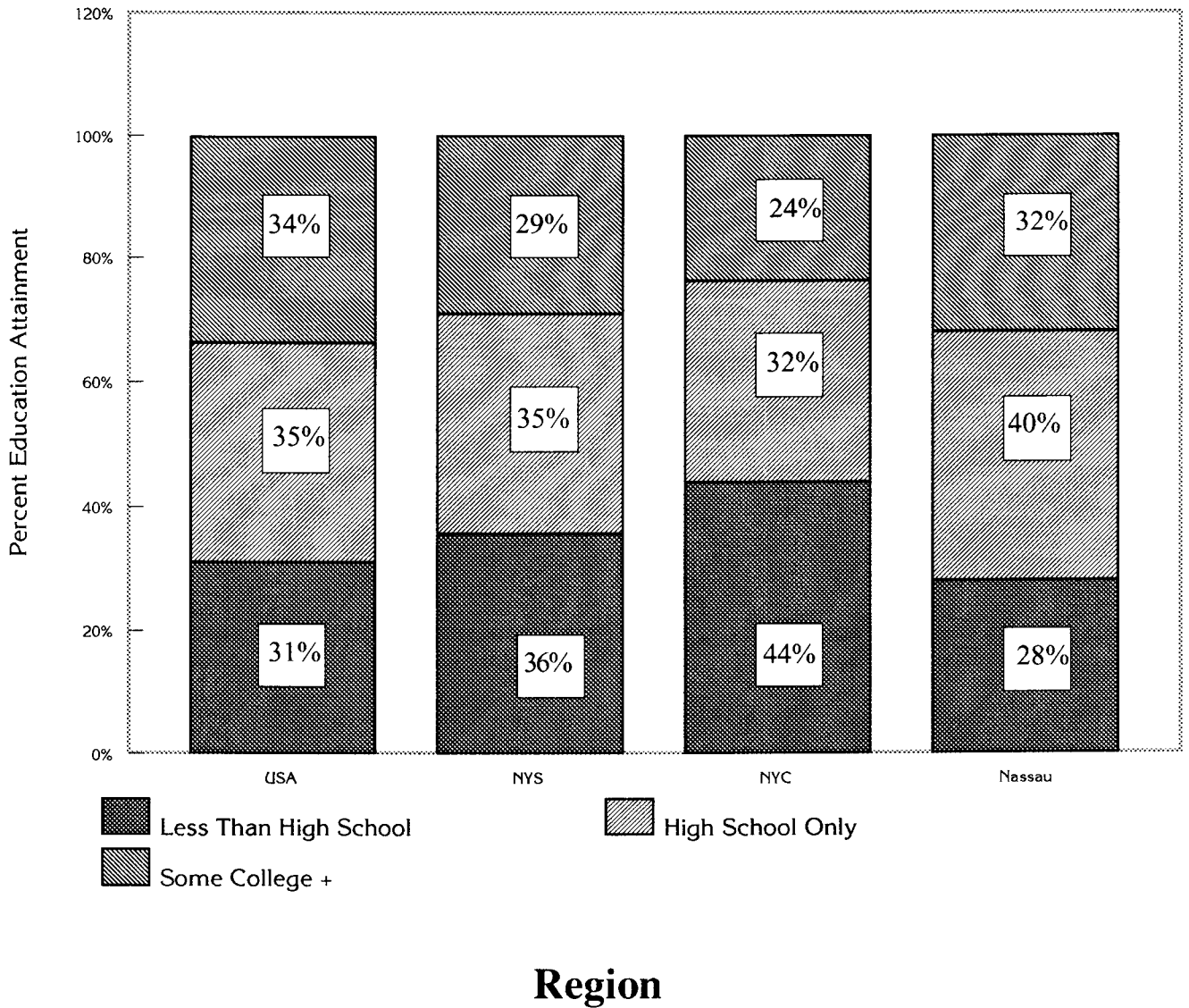
	Number of Italian-Americans	% Within Total Italian-Americans	% Italian-Americans in Total Nassau County
<b>Population</b>			
Italian-Americans	304,020	100%	23%
U.S. Citizenship			
Non-Citizen	5,880	2%	13%
Citizen	298,140	98%	23%
Veteran	41,400	14%	21%
<b>Family</b>			
Females	152,720	50%	22%
Marital Status			
Married	140,020	46%	22%
Widowed	14,940	5%	18%
Divorced	6,240	2%	18%
Seperated	2,680	1%	16%
Single	140,140	46%	25%
Avg Number of Children	2.61 (Italian-American)		2.61 (Nassau County)
Senior Citizen	25,920	9%	19%
<b>Culture</b>			
Birth Place			
US	276,780	91%	24%
Foreign born	27,240	9%	18%
Language			
Eng. and Other Lang.	48,140	16%	28%
<b>Education</b>			
School Population			
Preschool	18,920	6%	27%
Elementary	49,280	16%	26%
High School	34,020	11%	26%
Education Attainment(21+ years old)			
Less than H.S.	55,560	28%	29%
High School Only	77,200	40%	24%
Some College	35,200	18%	18%
College Only	13,600	7%	14%
Graduate Studies	10,860	6%	13%
Doctoral Level	2,600	1%	10%

**(Demographics of Italian-American - continued)**

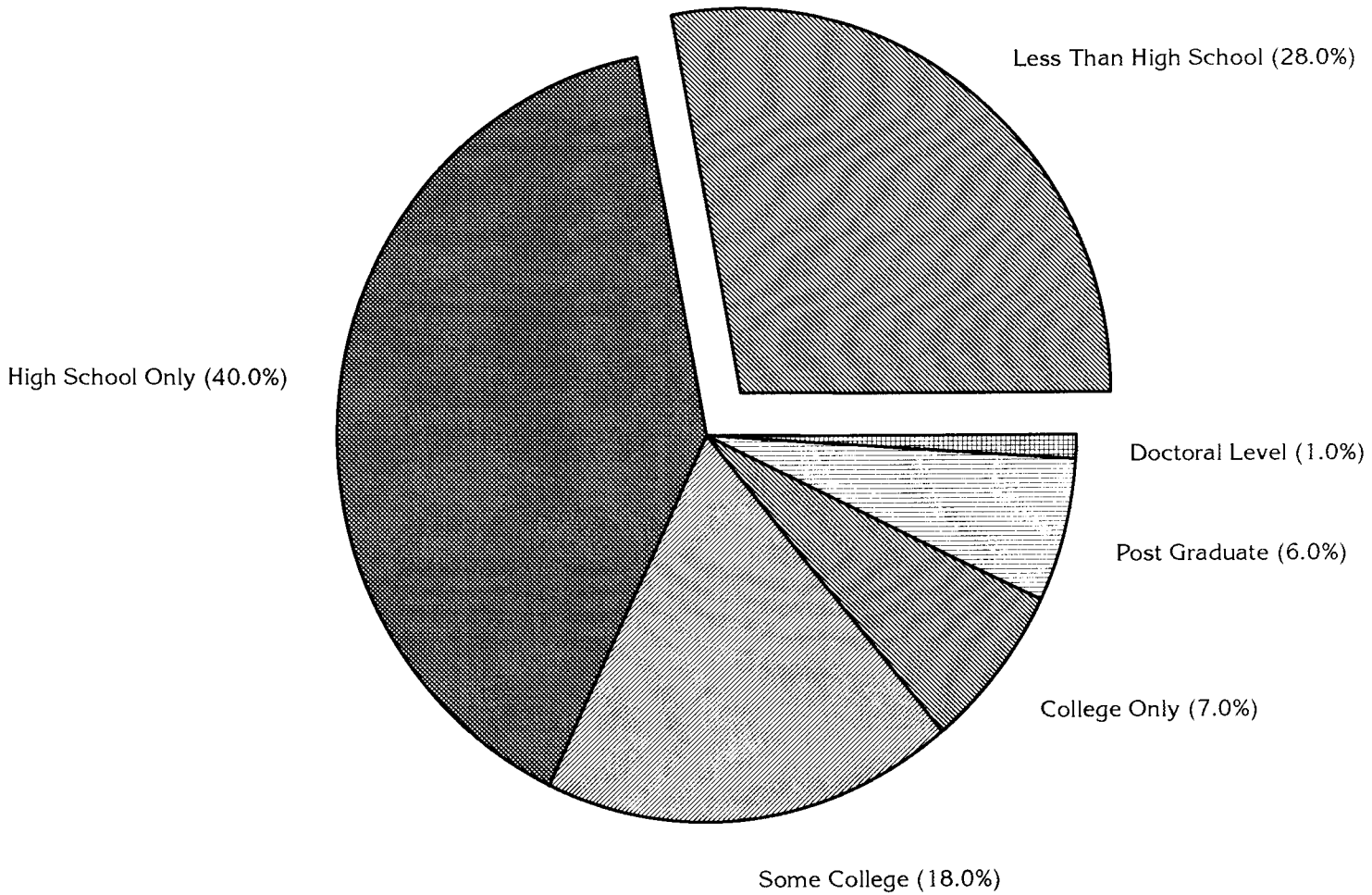
	<b>Number of Italian-Americans</b>	<b>% Within Total Italian-Americans</b>	<b>% Italian-Americans in Total Nassau County</b>
<b>Employment/Career Development</b>			
Employed	171,320	56%	22%
Civilian Employment	137,820	45%	22%
<b>Labor</b>			
Private Wage Worker	128,860	75%	23%
Federal	4,380	3%	23%
State	3,100	2%	20%
Local	19,380	11%	20%
Self Employed	8,640	5%	21%
Other	6,960	4%	17%
<b>Industries</b>			
Argiculture	1,720	1%	29%
Construction	10,300	6%	32%
Manufacturing	28,900	17%	24%
Transport & Comm	19,080	11%	26%
Trade	42,860	25%	24%
Finance & Real Est.	15,540	9%	22%
Business & Repair	9,540	5%	21%
Personal Service	4,380	3%	21%
Entertainment	3,140	2%	23%
Professional	27,120	16%	16%
Public Administration	8,260	5%	22%
Other	480	Less than 1%	22%
<b>Occupations</b>			
Mangerial & Professional	34,380	20%	16%
Technical Sales	65,760	38%	23%
Service	21,240	12%	23%
Farming	2,240	1%	30%
Production	22,440	13%	29%
Operator Labor	24,780	14%	30%
Other	480	Less than 1%	22%
<b>Work Disability</b>	17,500	6%	20%
<b>Unemployment Rate</b>	7,920	5%	26%
<b>Economics</b>			
<b>Family Income</b>			
Low Income (<10k)	33,660	11%	18%
Middle Income	241,600	79%	26%
High Income (>50k)	28,760	9%	15%
<b>Wage Income</b>			
Low (<10k)	66,620	46%	24%
Middle	77,080	53%	22%
High(>50k)	1,940	1%	9%
Interest Income	68,000	22%	19%
Public Assistance Income	3,880	1%	19%
Social Security Income	29,880	10%	20%
Other Income	26,260	9%	21%
Below Poverty	11,220	4%	19%

\*Reference: 1980 Housing and Population Data; U.S. Census Bureau; Department of Commerce

# Italian-American Educational Attainment by Region: U.S.A., N.Y.S., N.Y.C., Nassau County



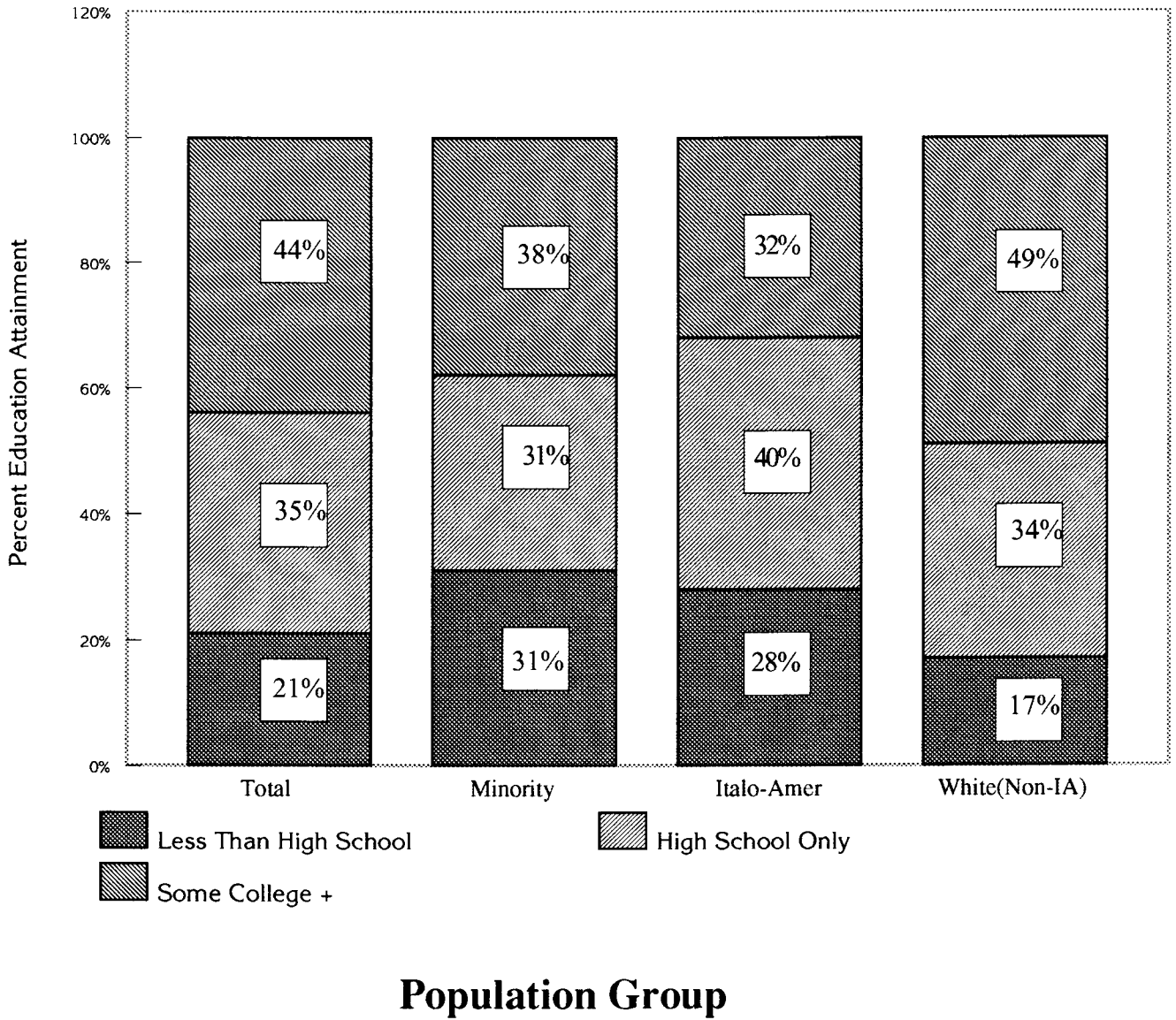
# Nassau County Italian-American Education Profile (21 Years and Older)



Reference: John D. Calandra Italian American Institute; Dropout Rate Model  
Utilizing 1980 Census Data and 1987-1988 NYC Board of Education Data

# Nassau County

## Educational Attainment by Race and Ethnicity



Reference: The John D. Calandra Italian American Institute; 1980 Census Data